

# CCA Economic Insights

## *Tariff Impact*



Canadian Construction  
Association  
Association canadienne  
de la construction

19 Jan

1 Feb

15 Feb

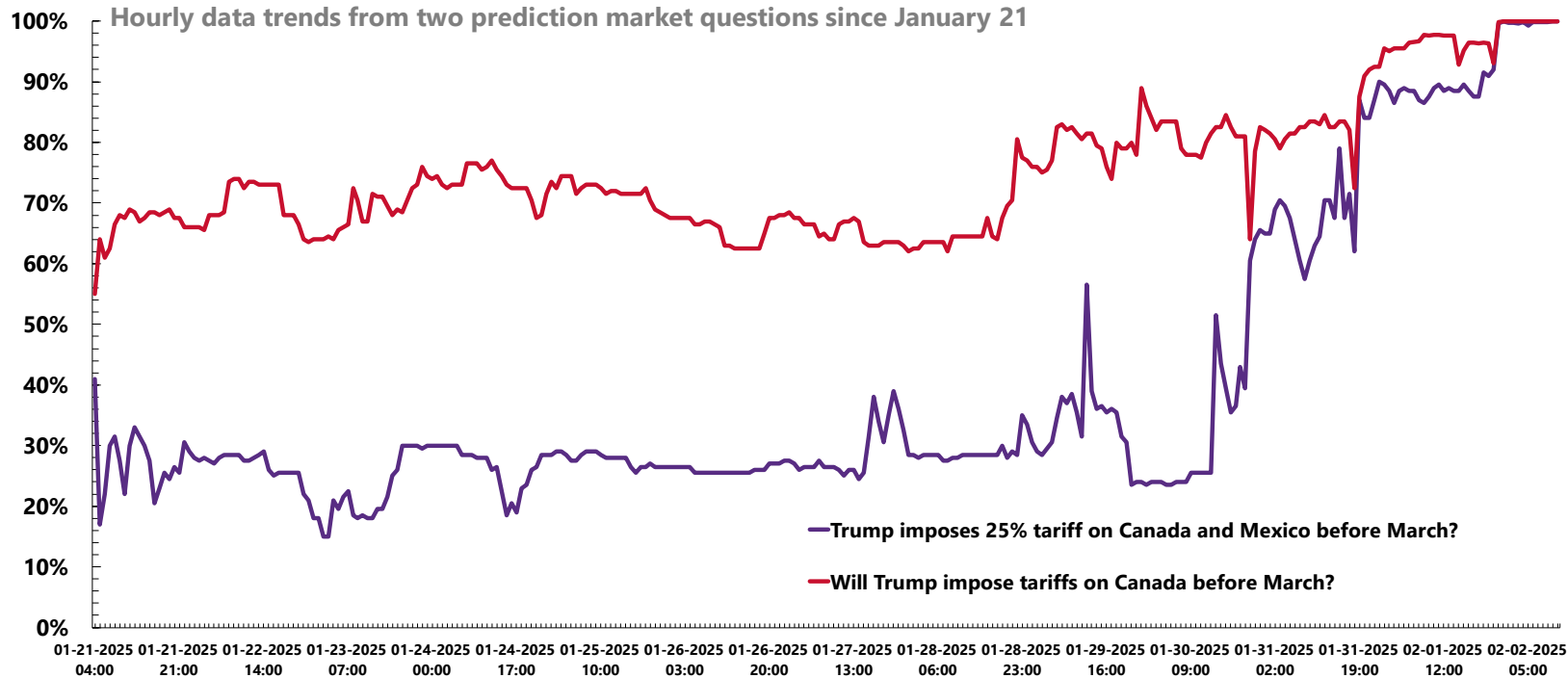
28 Feb

13 Mar

24 Mar

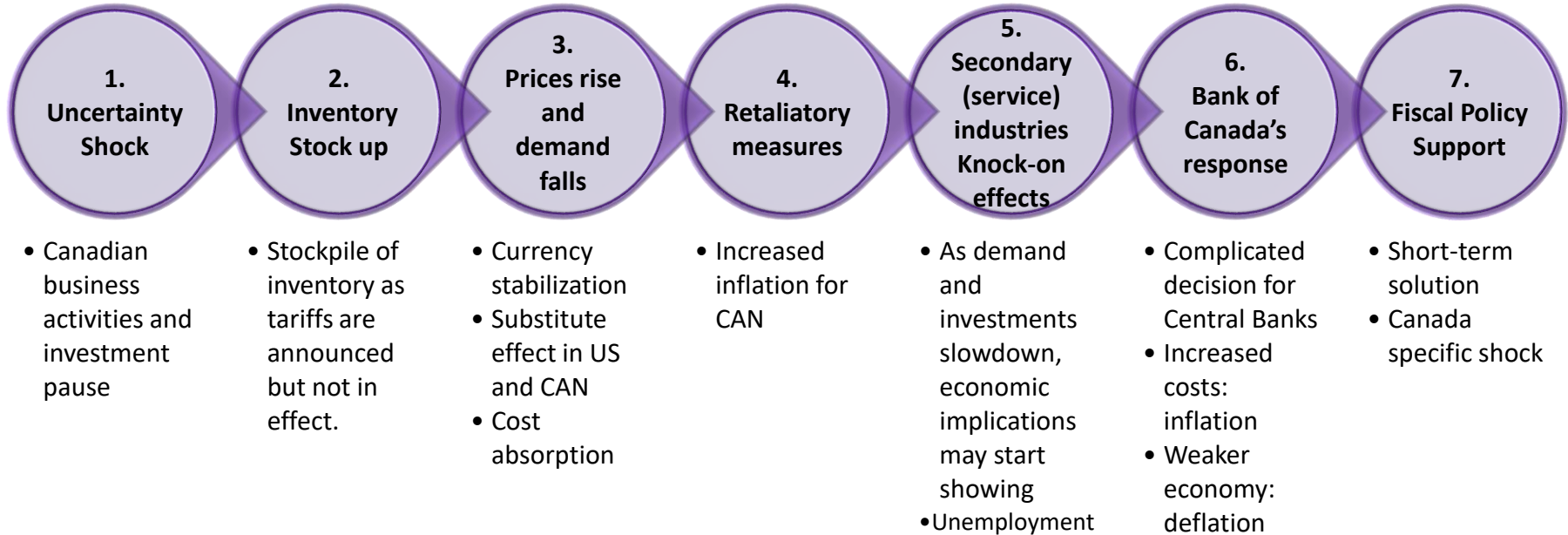
# Construction and global trade

## Prediction Markets Are Anticipating Potential Tariff Changes



Source: Polymarket, CCA

# Tariffs



Source: RBC Economics, CCA

# Tariffs

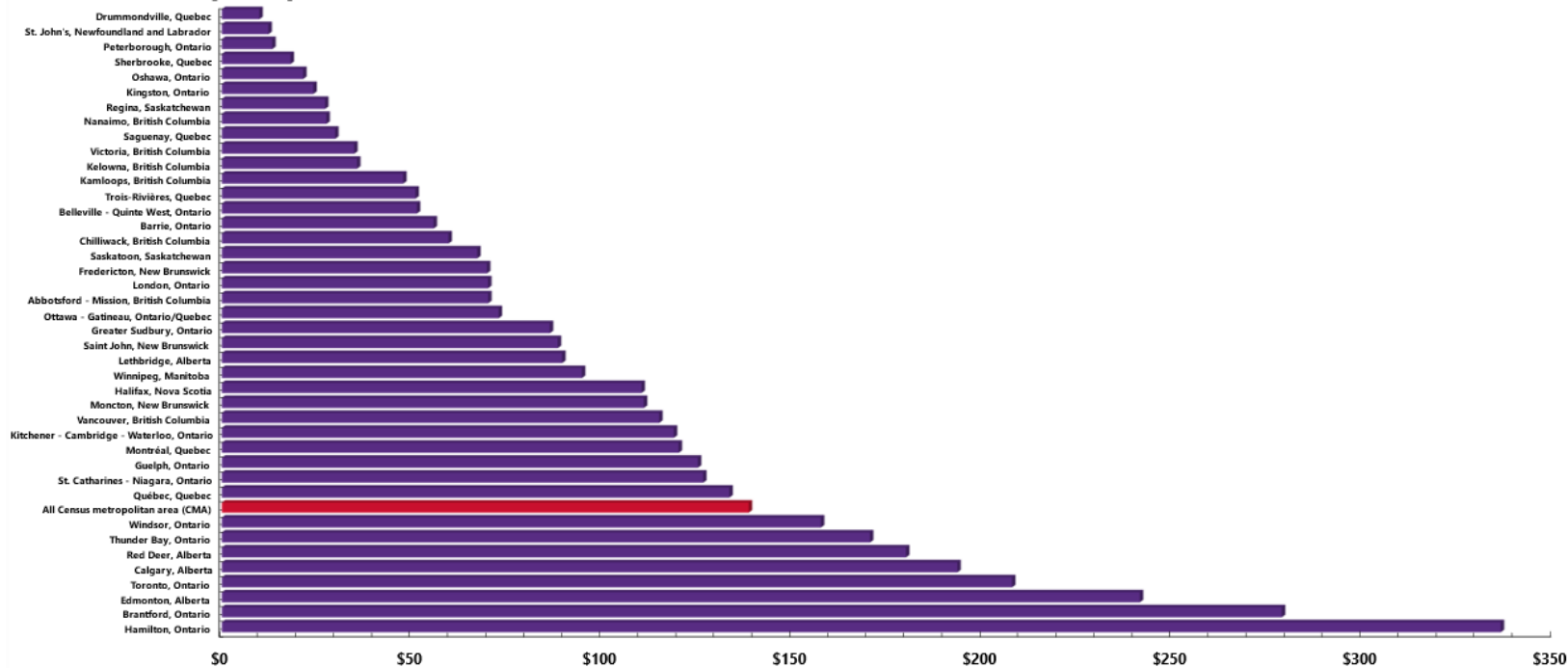
| Study                        | Assumptions   | GDP                              | Jobs          | Inflation        | Interest Rates               | GDP per capita cost | Unemployment        |
|------------------------------|---|----------------------------------|---------------|------------------|------------------------------|---------------------|---------------------|
| Oxford Economics             | 25% tariffs on Canada and Mexico; in-kind retaliation, but tariffs are lifted by mid-2026   | 2.5% lower than baseline by 2026 | -350,000 jobs | 7.2% by mid-2025 | 2.75% Pause in cuts          |                     | 7.9% by end of 2025 |
| Canadian Chamber of Commerce | 10% tariffs on Canada; broad systematic relation  |                                  |               |                  |                              | -1,900 CAD          |                     |
| TD Economics                 | 10% tariff across all goods; broad retaliation; tariffs are phased out in early 2025        | 2.4% lower than baseline         |               | 3% by mid-2025   | 1.75% Cuts would come faster |                     |                     |
| Bank of Canada MPR January   | 25% tariff; 25% retaliatory tariff; half the revenue collected is transferred to households | 2.5% lower than baseline in 2025 |               | 3.5% by 2026     |                              |                     |                     |
| RBC Economics                | 25% tariff; 25% retaliatory tariff  | 3.4% lower than baseline         |               |                  |                              |                     | ~8%                 |

Source: Oxford Economics, Haver Analytics, Canadian Chamber of Commerce, TD Economics, RBC Economics, CCA

# Construction and global trade

Varying levels of exposure to US trade tariffs among Canadian Census Metropolitan Areas

Construction per capita trade from the U.S. in 2023 across CMAs



Source: Statistics Canada, CCA.